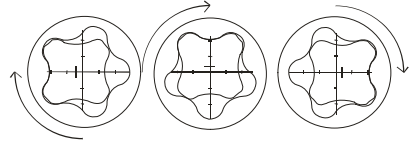




Model No: DD800784.0
8" 7/8 Lobes 4 Stages

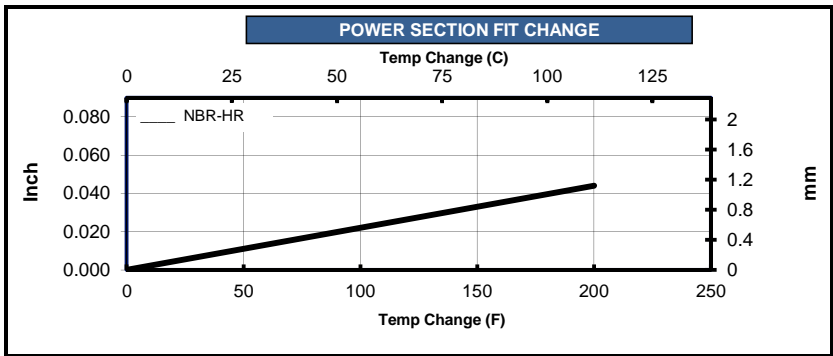


POWER SECTION

ROTOR SPECIFICATIONS		
	Inch	mm
Overall Length	196.3	4985
Contour Length	188.3	4782
Eccentricity	0.293	7.44
Major Diameter	5.186	131.72
Head Diameter	4.750	120.70
Weight	883 (lbs)	400.5 (kg)
Material	17-4SS	
Thread Form*	3 1/2 API IF	

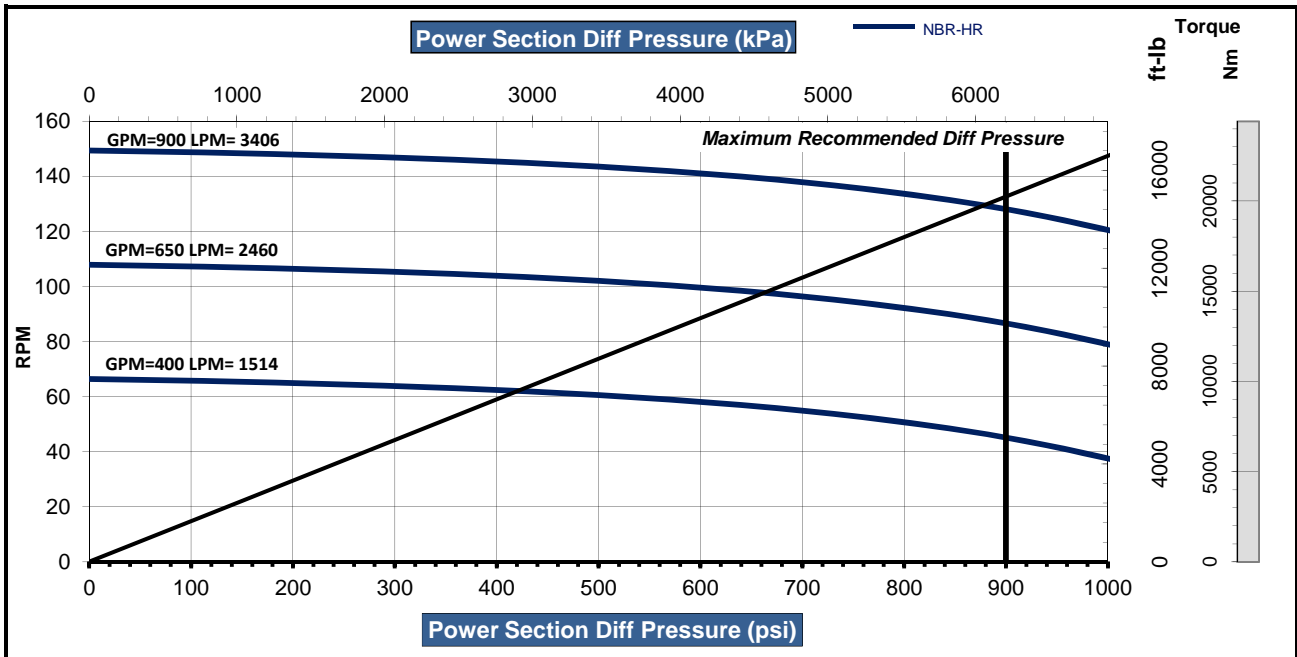
STATOR SPECIFICATIONS		
	Inch	mm
Overall Length	203.2	5161
Rubber Cut Back	8.0	203
Tube O.D.	8.00	203.2
Tube I.D.	6.25	158.8
Weight	1253 (lbs)	568 (kg)
Number of Stages	4.0	
Rubber Type	NBR-HR	
Tube Material	4142 Seamless Tubing	

* Alternate or custom thread forms are available



FIT INFORMATION		
NBR-HR	Minor Diameter	
Stator Size	Inch	mm
Undersize		
Standard	4.588	116.54
Oversize	4.613	117.17
Nominal Fit at 75 F (25 C)		
Undersize		
Standard	0.012	0.30
Oversize	-0.013	-0.33

PERFORMANCE SPECIFICATIONS			PERFORMANCE DETAILS	
Torque Slope	16.589 ft-lb/psi	3.262 Nm/kPa	Max Diff Press psi (kPa)	NBR-HR 900 (6210)
Flow Range	400 to 900 GPM	1510 to 3410 Litre/min	Max Torque ft-lb (Nm)	14930 (20240)
Rotation	0.166 Rev/Gal	0.044 Rev/Litre	Stall Diff Press psi (kPa)	1350 (9310)
Speed Range	66 to 150 RPM		Stall Torque ft-lb (Nm)	22400 (30360)
Off Bottom Press	126 psi	870 kPa	Max Recommended HP(kW)	401 (299)



Operating a power section above the maximum recommended differential pressure will reduce stator life. Performance Curves are for reference only. Actual power section performance may vary depending on the down hole temperature and rotor/stator fit. Performance data are subject to change without notice. Power calculation is based on maximum RPM and full torque. Stator sizes subject to change without notice. Copyright 2013 Dyna-Drill®. All rights reserved.