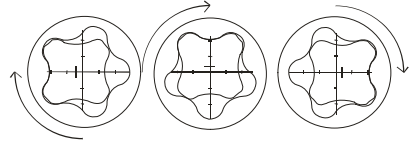




Model No: DD675457.0  
6.5" 4/5 Lobes 7 Stages

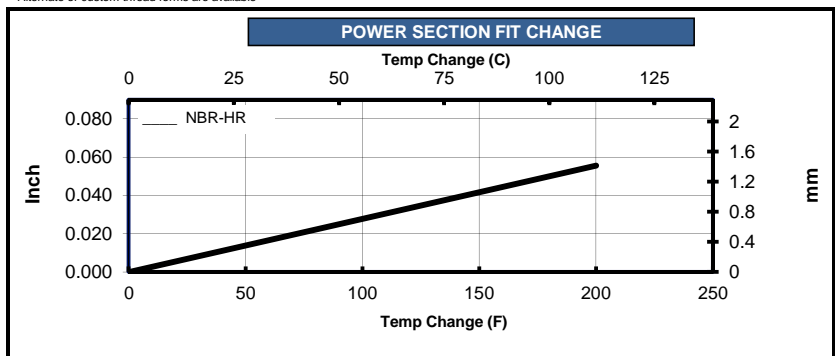


## POWER SECTION

ROTOR SPECIFICATIONS		
	Inch	mm
Overall Length	202.5	5144
Contour Length	195.5	4966
Eccentricity	0.355	9.02
Major Diameter	4.220	107.19
Head Diameter	4.000	101.60
Weight	500 (lbs) 226.8 (kg)	
Material	17-4SS	
Thread Form*	2 7/8 API REG	

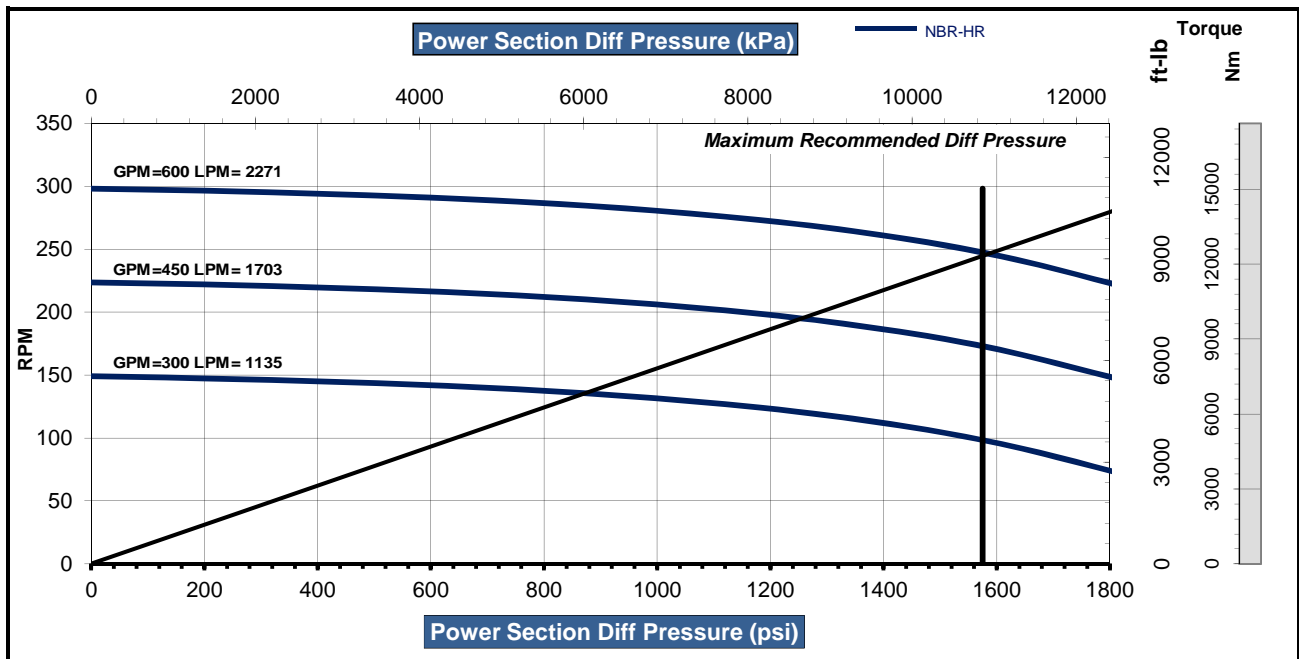
STATOR SPECIFICATIONS		
	Inch	mm
Overall Length	210.0	5334
Rubber Cut Back	7.5	191
Tube O.D.	6.50	165.1
Tube I.D.	5.50	139.7
Alternate Length	122	3099
Weight	822 (lbs) 373 (kg)	
Number of Stages	7.0	
Rubber Type	NBR-HR	
Tube Material	4142 Seamless Tubing	

\* Alternate or custom thread forms are available



FIT INFORMATION		
NBR-HR	Minor Diameter	
Stator Size	Inch	mm
Undersize		
Standard	3.501	88.93
Oversize	3.530	89.66
Nominal Fit at 75 F (25 C)		
Undersize		
Standard	0.009	0.23
Oversize	-0.020	-0.51

PERFORMANCE SPECIFICATIONS			PERFORMANCE DETAILS	
Torque Slope	5.770 ft-lb/psi 1.135 Nm/kPa		Max Diff Press psi (kPa)	NBR-HR 1580 (10860)
Flow Range	300 to 600 GPM 1140 to 2270 Litre/min		Max Torque ft-lb (Nm)	9090 (12330)
Rotation	0.497 Rev/Gal 0.131 Rev/Litre		Stall Diff Press psi (kPa)	2360 (16290)
Speed Range	149 to 300 RPM		Stall Torque ft-lb (Nm)	13630 (18490)
Off Bottom Press	184 psi 1270 kPa		Max Recommended HP(kW)	482 (360)



Operating a power section above the maximum recommended differential pressure will reduce stator life. Performance Curves are for reference only. Actual power section performance may vary depending on the down hole temperature and rotor/stator fit. Performance data are subject to change without notice. Power calculation is based on maximum RPM and full torque. Stator sizes subject to change without notice. Copyright 2013 Dyna-Drill®. All rights reserved.