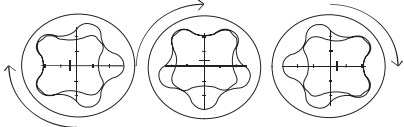




Model No: DD500783.8
5" 7/8 Lobes 3.8 Stages

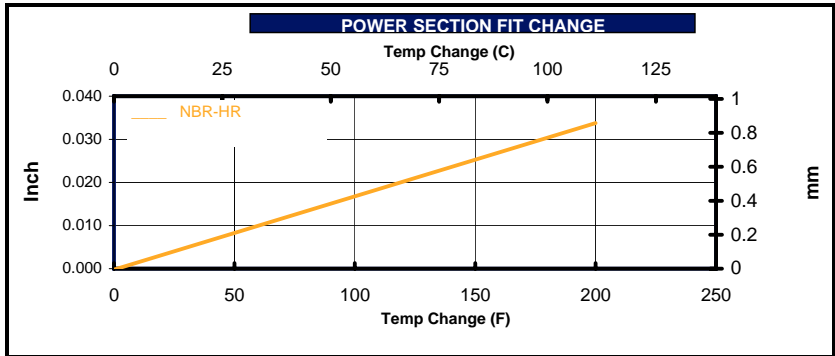


POWER SECTION

ROTOR SPECIFICATIONS		
	Inch	mm
Overall Length	178.0	4521
Contour Length	172.3	4375
Eccentricity	0.163	4.14
Major Diameter	2.945	74.80
Head Diameter	2.750	69.90
Weight	240 (lbs) 108.9 (kg)	
Material	17-4SS	
Thread Form*	2 3/8 Hughes External Flush Mod	

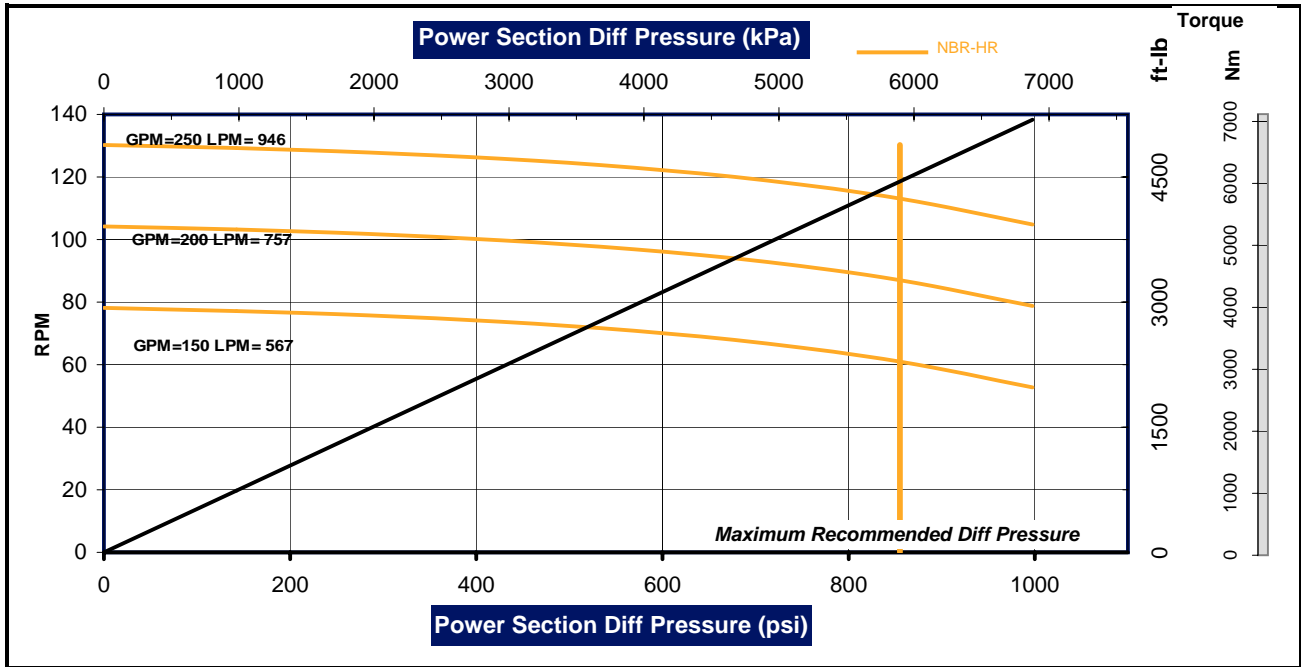
STATOR SPECIFICATIONS		
	Inch	mm
Overall Length	187.0	4750
Rubber Cut Back	8.0	203
Tube O.D.	5.00	127.0
Tube I.D.	3.75	95.3
Weight	399 (lbs) 181 (kg)	
Number of Stages	3.80	
Rubber Type	NBR-HR	
Tube Material	4142 Seamless Tubing	

* Alternate or custom thread forms are available



FIT INFORMATION		
NBR-HR	Minor Diameter	
Stator Size	Inch	mm
Undersize		
Standard	2.603	66.1
Oversize	2.619	66.52
Nominal Fit at 75 F (25 C)		
Undersize		
Standard	0.016	0.41
Oversize	0.000	0.00

PERFORMANCE SPECIFICATIONS			PERFORMANCE DETAILS	
				NBR-HR
Torque Slope	5.200 ft-lb/psi	1.023 Nm/kPa	Max Diff Press psi (kPa)	860 (5900)
Flow Range	150 to 250 GPM	570 to 950 Litre/min	Max Torque ft-lb (Nm)	4450 (6030)
Rotation	0.521 Rev/Gal	0.138 Rev/Litre	Stall Diff Press psi (kPa)	1280 (8840)
Speed Range	78 to 140 RPM		Stall Torque ft-lb (Nm)	6670 (9050)
Off Bottom Press	64 psi	440 kPa	Max Recommended HP(kW)	104 (78)



Operating a power section above the maximum recommended differential pressure will reduce stator life. Performance Curves are for reference only. Actual power section performance may vary depending on the down hole temperature and rotor/stator fit. Performance data are subject to change without notice. Power calculation is based on maximum RPM and full torque. Stator sizes subject to change without notice. Copyright 2006 Dyna-Drill® Technologies, Inc. All rights reserved.