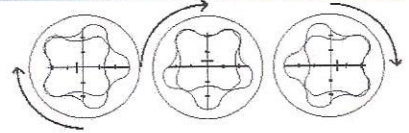




Model No: DD475784.5 SX
4.75" 7/8 Lobes 4.5 Stages



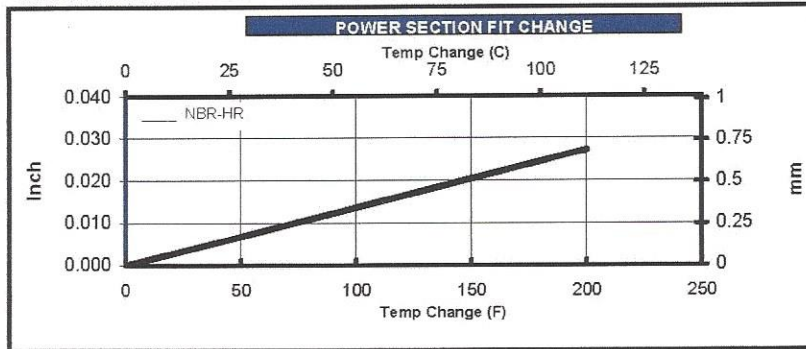
POWER SECTION

ROTOR SPECIFICATIONS		
	Inch	mm
Overall Length	220.0	5588
Contour Length	214.3	5442
Eccentricity	0.172	4.37
Major Diameter	CONF	CONF
Head Diameter	2.750	69.90
Weight	323 (lbs) 146.5 (kg)	
Material	17-4SS	
Thread Form*	2 3/8 Hughes External Flush Mod	

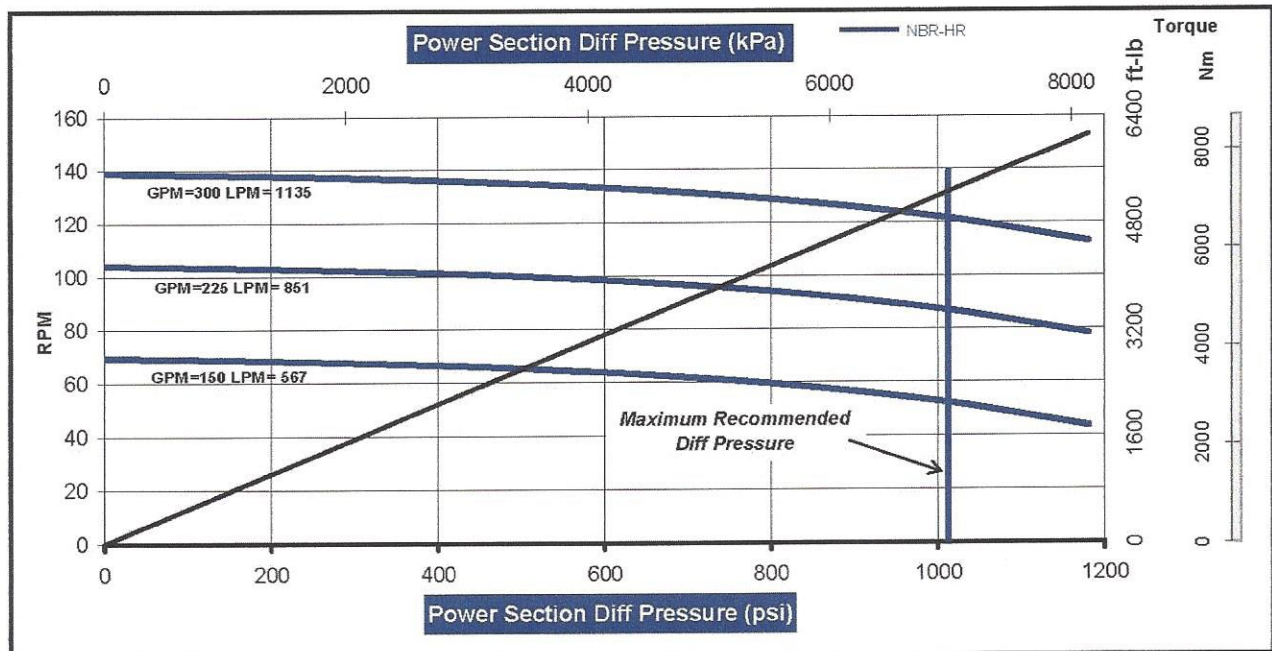
STATOR SPECIFICATIONS		
	Inch	mm
Overall Length	229.3	5823
Rubber Cut Back	8.0	203
Tube O.D.	4.75	120.7
Tube I.D.	3.75	95.3
Weight	396 (lbs) 180 (kg)	
Number of Stages	4.50	
Rubber Type	NBR-HR	
Tube Material	4142 Seamless Tubing	

FIT INFORMATION		
NBR-HR	Minor Diameter	
Stator Size	Inch	mm
Undersize		
Standard	2.746	69.75
Override		
Nominal Fit at 75 F (25 C)		
Undersize		
Standard	0.003	0.08
Override		

*Alternate or custom thread forms are available



PERFORMANCE SPECIFICATIONS			PERFORMANCE DETAILS		
Torque Slope	5.185 ft-lb/psi 1.020 Nm/kPa		Max Diff Press psi (kPa)	1010 (6980)	
Flow Range	150 to 300 GPM 570 to 1140 Litre/min		Max Torque ft-lb (Nm)	5250 (7120)	
Rotation	0.463 Rev/Gal 0.122 Rev/Litre		Stall Diff Press psi (kPa)	1520 (10470)	
Speed Range	69 to 140 RPM		Stall Torque ft-lb (Nm)	7870 (10680)	
Off Bottom Press	68 psi 470 kPa		Max Recommended HP(kW)	132 (98)	



Operating a power section above the maximum recommended differential pressure will reduce stator life. Performance Curves are for reference only. Actual power section performance may vary depending on the down hole temperature and rotor/stator fit. Performance data are subject to change without notice. Power calculation is based on maximum RPM and full torque. Stator sizes subject to change without notice. Copyright 2008 Dyna-Drill® Technologies, Inc. All rights reserved.