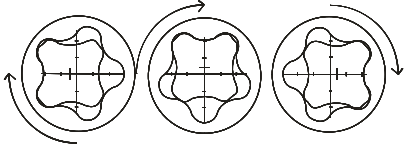




Model No: DD475783.1
4.75" 7/8 Lobes 3.1 Stages

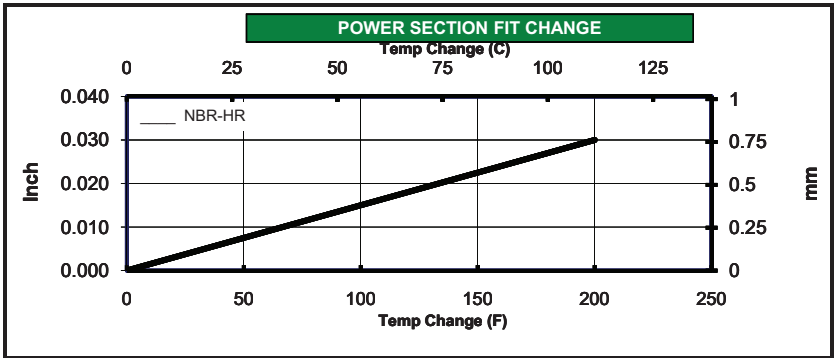


POWER SECTION

ROTOR SPECIFICATIONS		
	Inch	mm
Overall Length	229.0	5817
Contour Length	223.0	5664
Eccentricity	0.168	4.27
Major Diameter	3.024	76.81
Head Diameter	2.750	69.90
Weight	371 (lbs) 168.3 (kg)	
Material	17-4SS	
Thread Form*	2 3/8 Hughes External Flush Mod	

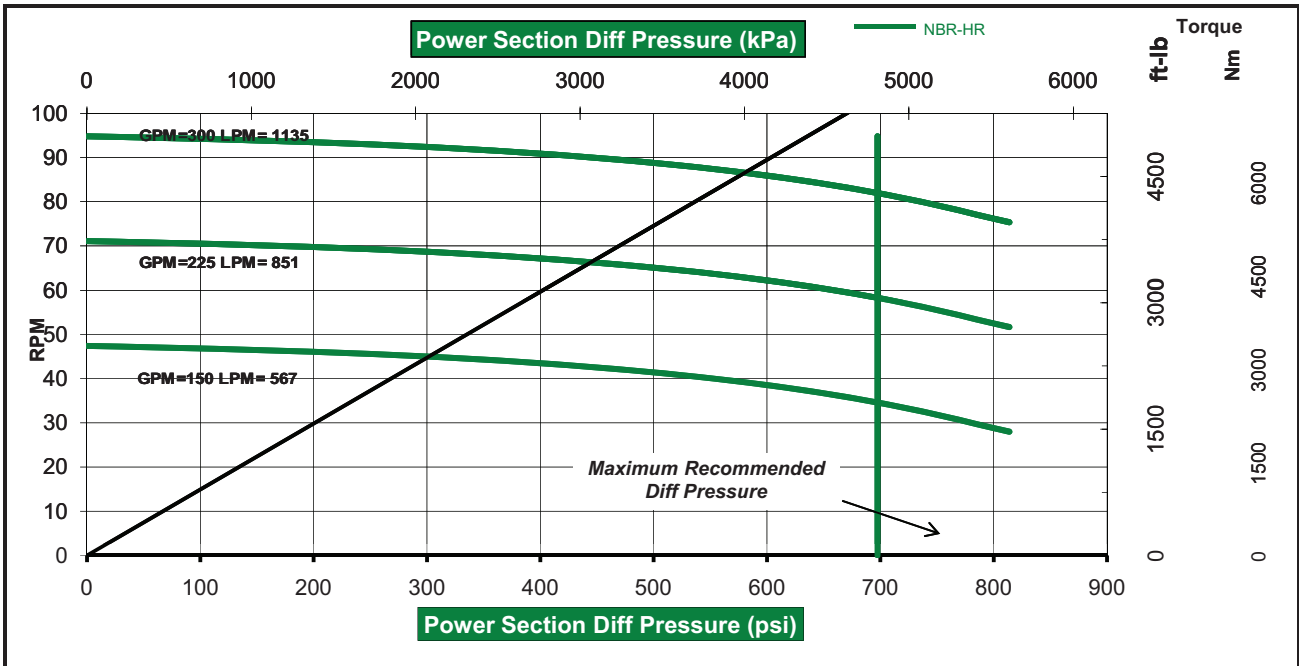
STATOR SPECIFICATIONS		
	Inch	mm
Overall Length	238.0	6045
Rubber Cut Back	8.0	203
Tube O.D.	4.75	120.7
Tube I.D.	3.75	95.3
Weight	487 (lbs) 221 (kg)	
Number of Stages	3.10	
Rubber Type	NBR-HR	
Tube Material	4142 Seamless Tubing	

* Alternate or custom thread forms are available



FIT INFORMATION		
NBR-HR	Minor Diameter	
Stator Size	Inch	mm
Undersize		
Standard	2.678	68.02
Oversize		
Nominal Fit at 75 F (25 C)		
Undersize		
Standard	0.010	0.25
Oversize		

PERFORMANCE SPECIFICATIONS			PERFORMANCE DETAILS		
Torque Slope	7.831 ft-lb/psi	1.540 Nm/kPa	Max Diff Press psi (kPa)		NBR-HR 700 (4810)
Flow Range	150 to 300 GPM	570 to 1140 Litre/min	Max Torque ft-lb (Nm)		5460 (7410)
Rotation	0.316 Rev/Gal	0.084 Rev/Litre	Stall Diff Press psi (kPa)		1050 (7210)
Speed Range	47 to 95 RPM		Stall Torque ft-lb (Nm)		8190 (11110)
Off Bottom Press	50 psi	340 kPa	Max Recommended HP(kW)		93 (69)



Operating a power section above the maximum recommended differential pressure will reduce stator life. Performance Curves are for reference only. Actual power section performance may vary depending on the down hole temperature and rotor/stator fit. Performance data are subject to change without notice. Power calculation is based on maximum RPM and full torque. Stator sizes subject to change without notice. Copyright 2009 Dyna-Drill® Technologies, Inc. All rights reserved.